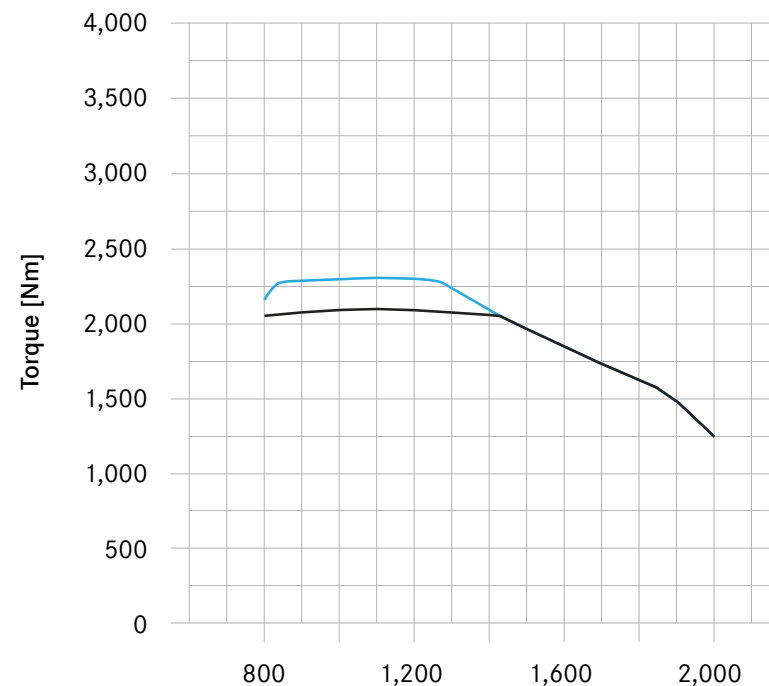
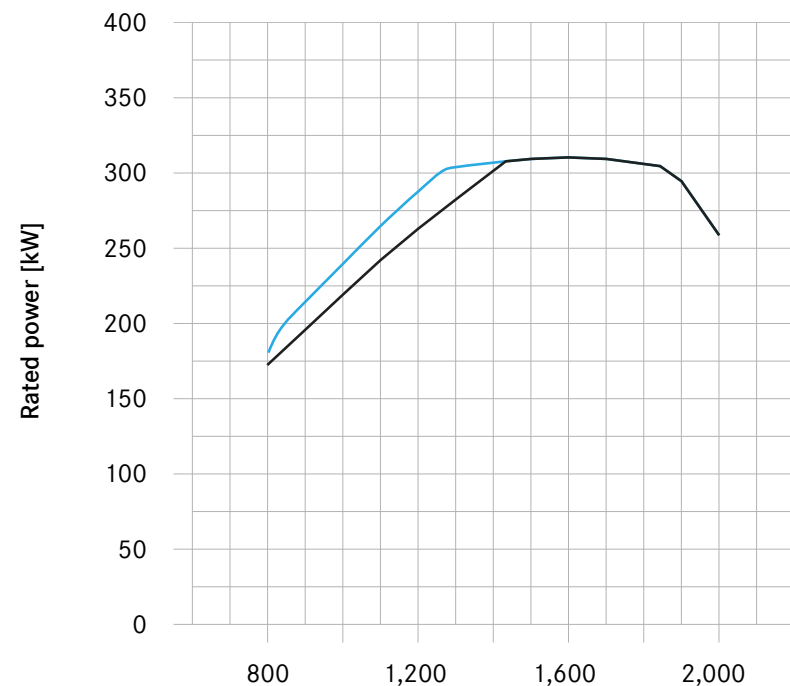




Engine performance data - OM 471, 2nd generation.

R6 - 310 kW (421 hp)



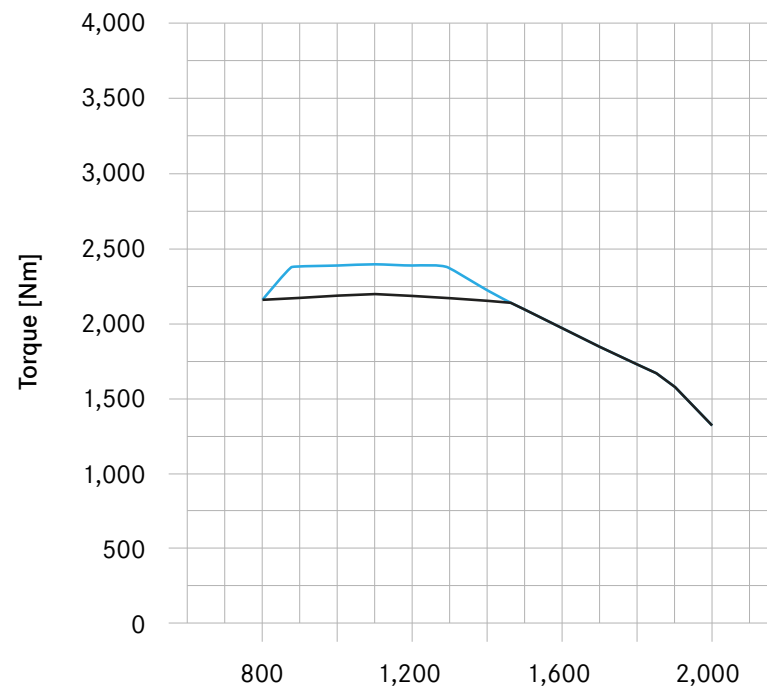
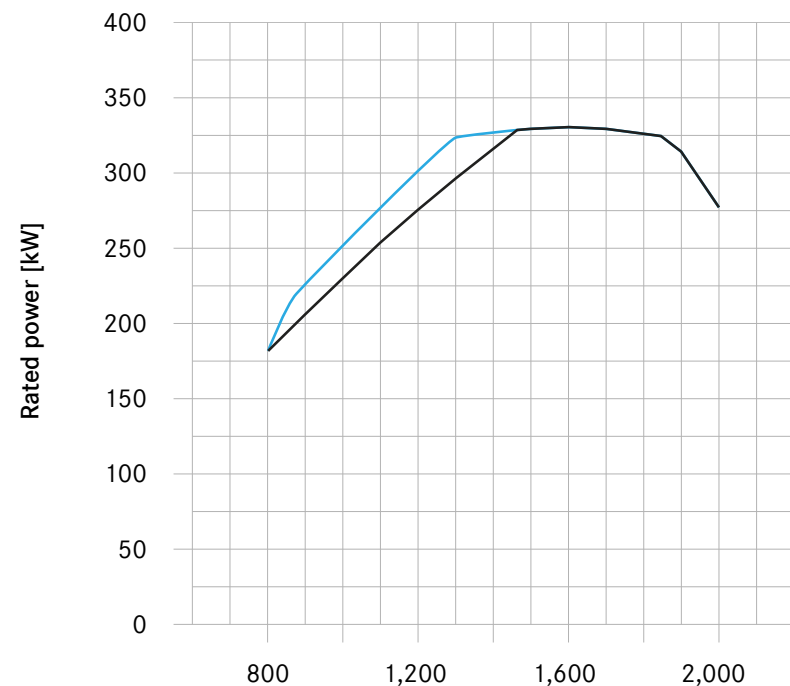
No. of cylinders	R6
Displacement [l]	12.8
Max. torque [Nm] (1/min)	2,100 (2,300*) 1,100
Max. rated power [kW] (1/min)	310 1,600

* Increased torque in 12th gear (M0E) as standard; from model year 10/2022 only in conjunction with Euro V (M5Y) engine version or Euro IV (M5X) engine version; available for model variant 963. with 4x2 and 6x2 wheel configuration as platform or semitrailer tractor, depending on axle ratio and tyres.



Engine performance data – OM 471, 2nd generation.

R6 – 330 kW (449 hp)



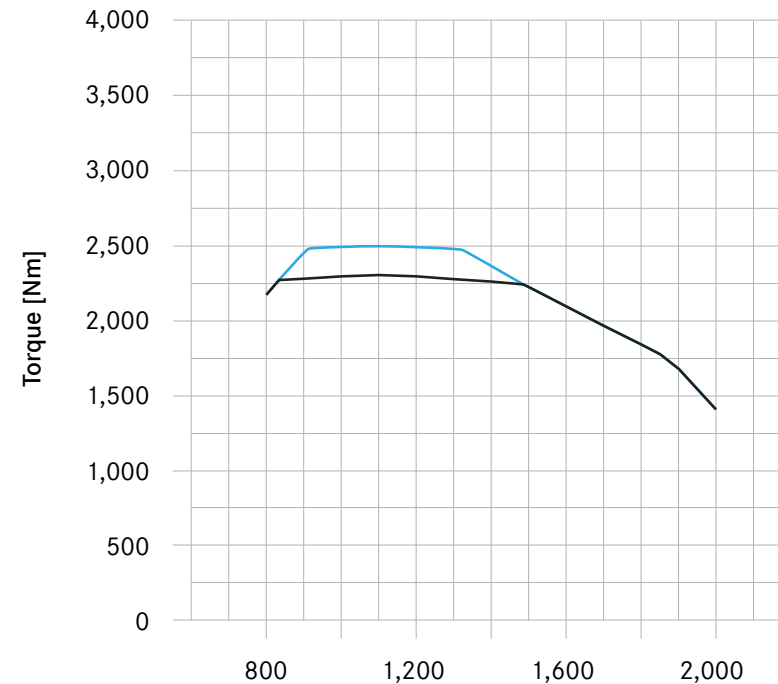
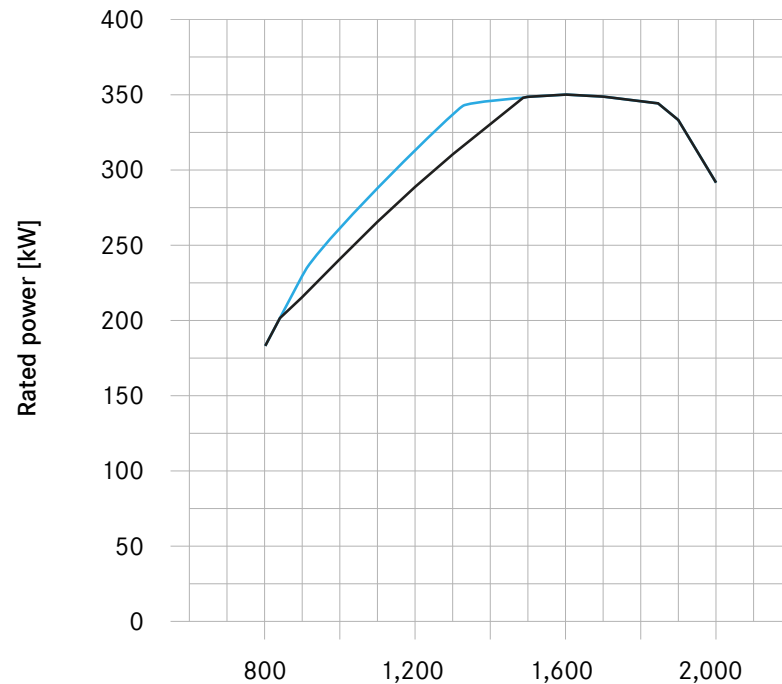
No. of cylinders	R6
Displacement [l]	12.8
Max. torque [Nm] (1/min)	2,200 (2,400*) 1,100
Max. rated power [kW] (1/min)	330 1,600

* Increased torque in 12th gear (M0E) as standard; from model year 10/2022 only in conjunction with Euro V (M5Y) engine version or Euro IV (M5X) engine version; available for model variant 963. with 4x2 and 6x2 wheel configuration as platform or semitrailer tractor, depending on axle ratio and tyres.



Engine performance data - OM 471, 2nd generation.

R6 - 350 kW (476 hp)



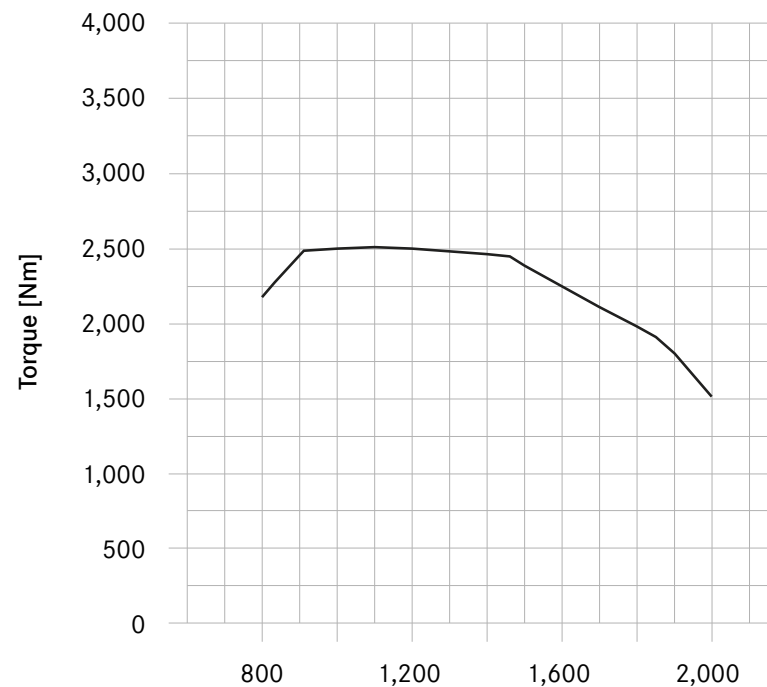
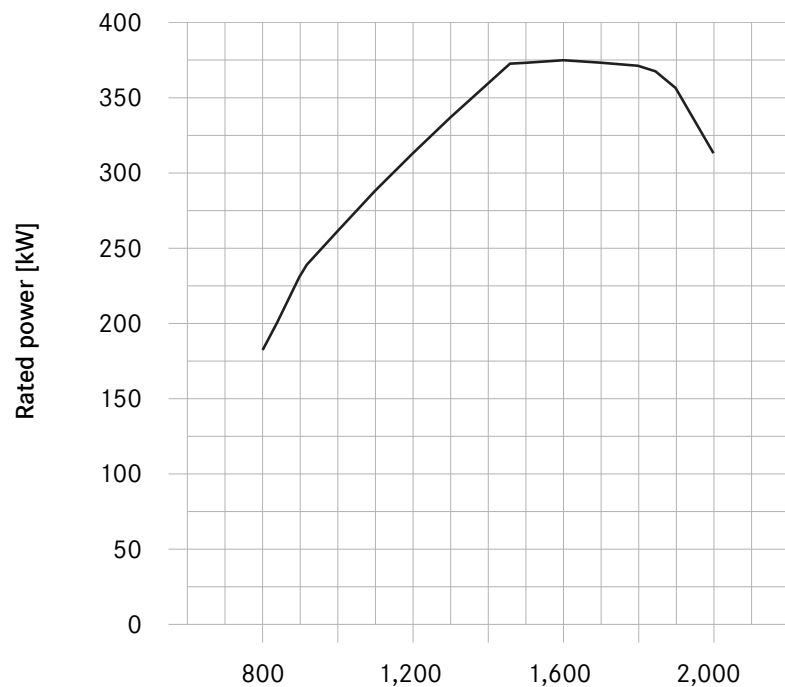
No. of cylinders	R6
Displacement [l]	12.8
Max. torque [Nm] (1/min)	2,300 (2,500*) 1,100
Max. rated power [kW] (1/min)	350 1,600

* Increased torque in 12th gear (M0E) as standard; from model year 10/2022 only in conjunction with Euro V (M5Y) engine version or Euro IV (M5X) engine version; available for model variant 963. with 4x2 and 6x2 wheel configuration as platform or semitrailer tractor, depending on axle ratio and tyres.



Engine performance data - OM 471, 2nd generation.

R6 - 375 kW (510 hp)

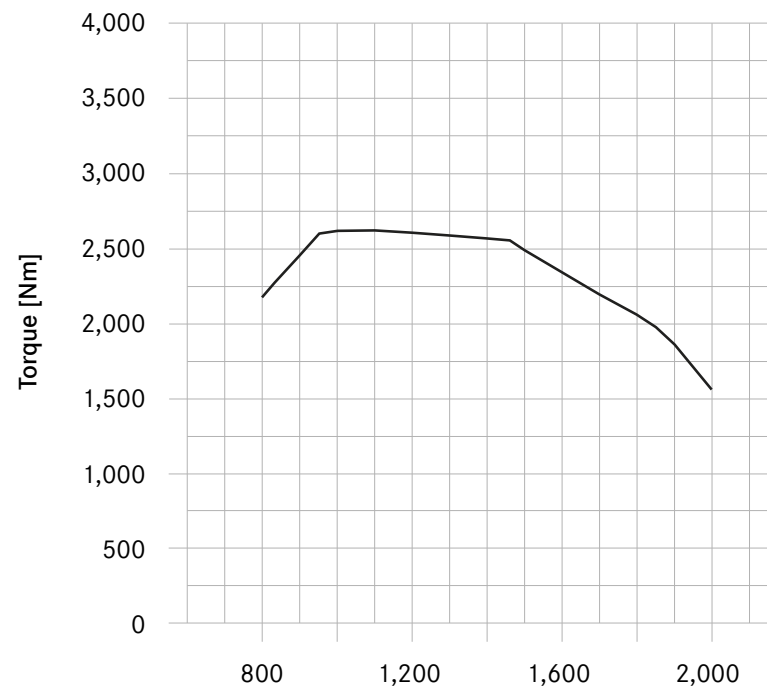
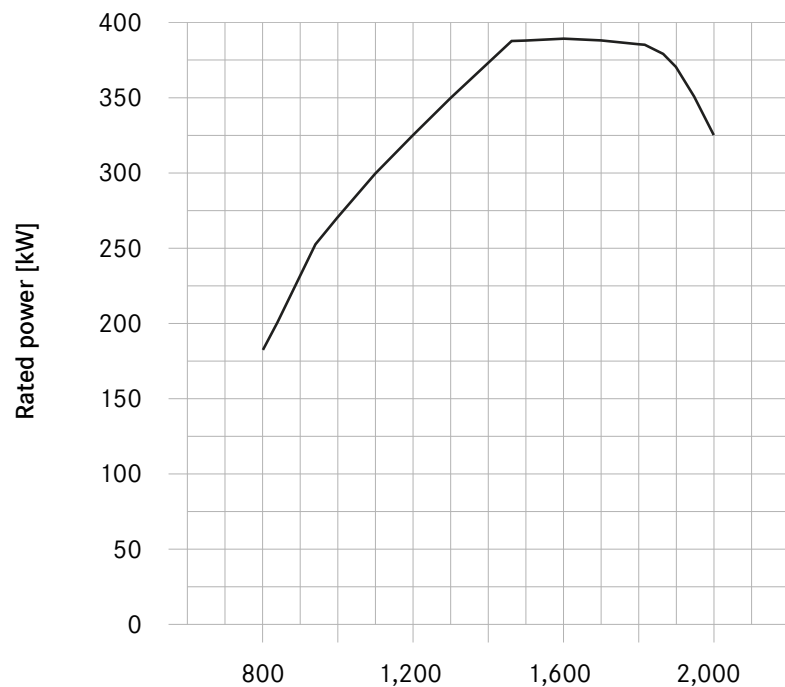


No. of cylinders	R6
Displacement [l]	12.8
Max. torque [Nm] (1/min)	2,500 1,100
Max. rated power [kW] (1/min)	375 1,600



Engine performance data - OM 471, 2nd generation.

R6 - 390 kW (530 hp)



No. of cylinders	R6
Displacement [l]	12.8
Max. torque [Nm] (1/min)	2,600 1,100
Max. rated power [kW] (1/min)	390 1,600